

Class of 2019

Your Future and “The Boards”

September 12, 2016

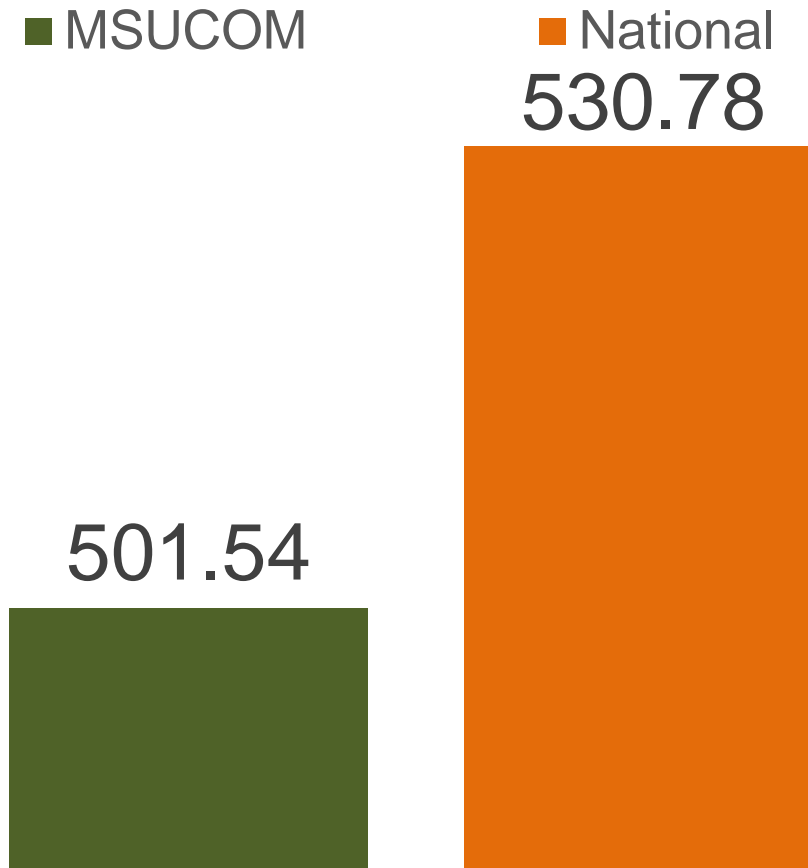
History of MSUCOM and Formal Board Preparation

- No formally sanctioned board preparation strategy
- COMSAE board readiness assessment tool
- Class of 2018 and the timed COMSAE pilot
- The past 2 years with the new Curriculum our students at COMLEX National Average

**We want you to be at the
“Top of the Pack”**

7/27/16

Mean COMLEX Level 1 Score Class of 2018



First Time Pass Rate Class of 2018

■ MSUCOM

■ National

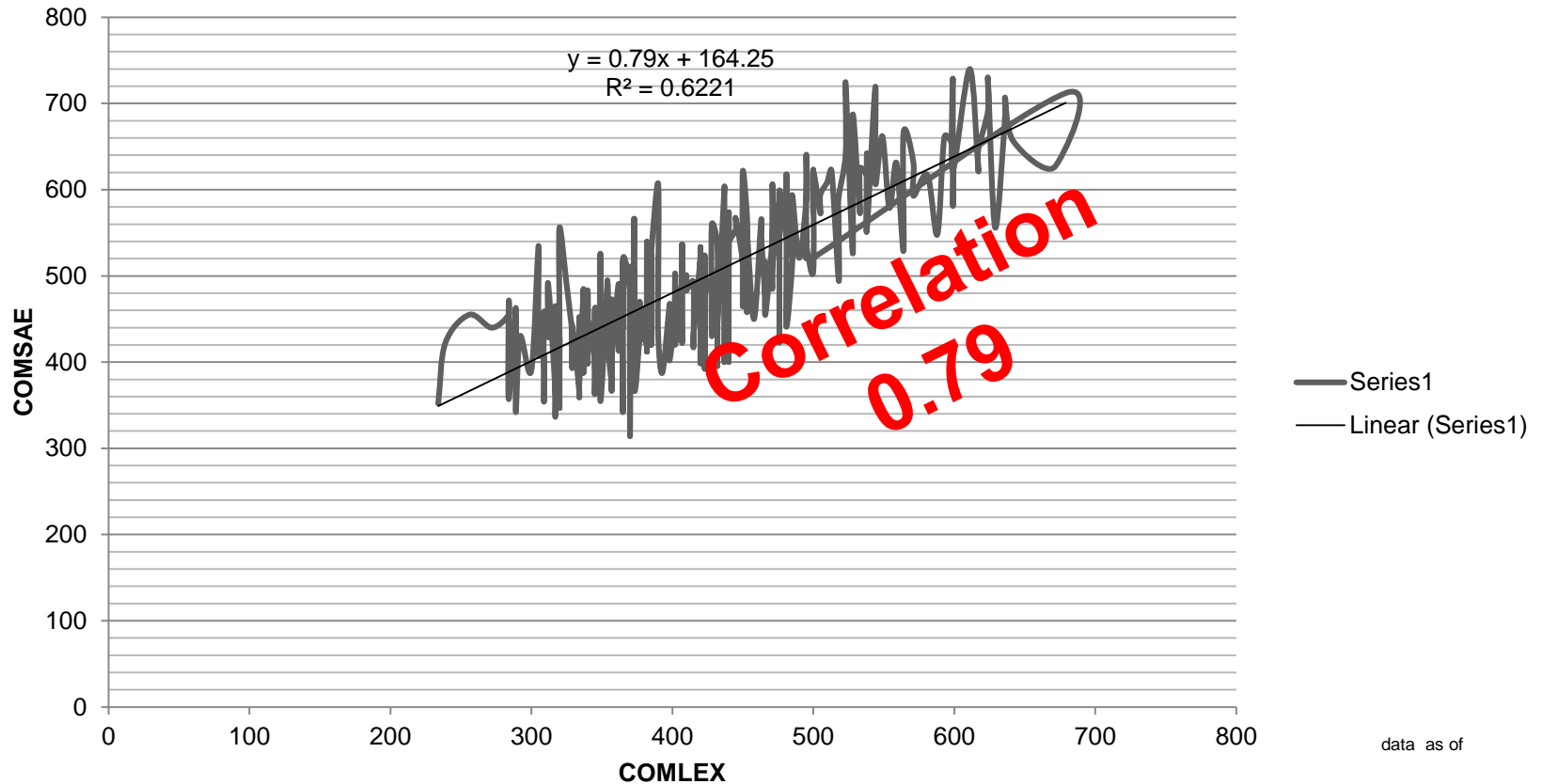
95.28%

89.32%



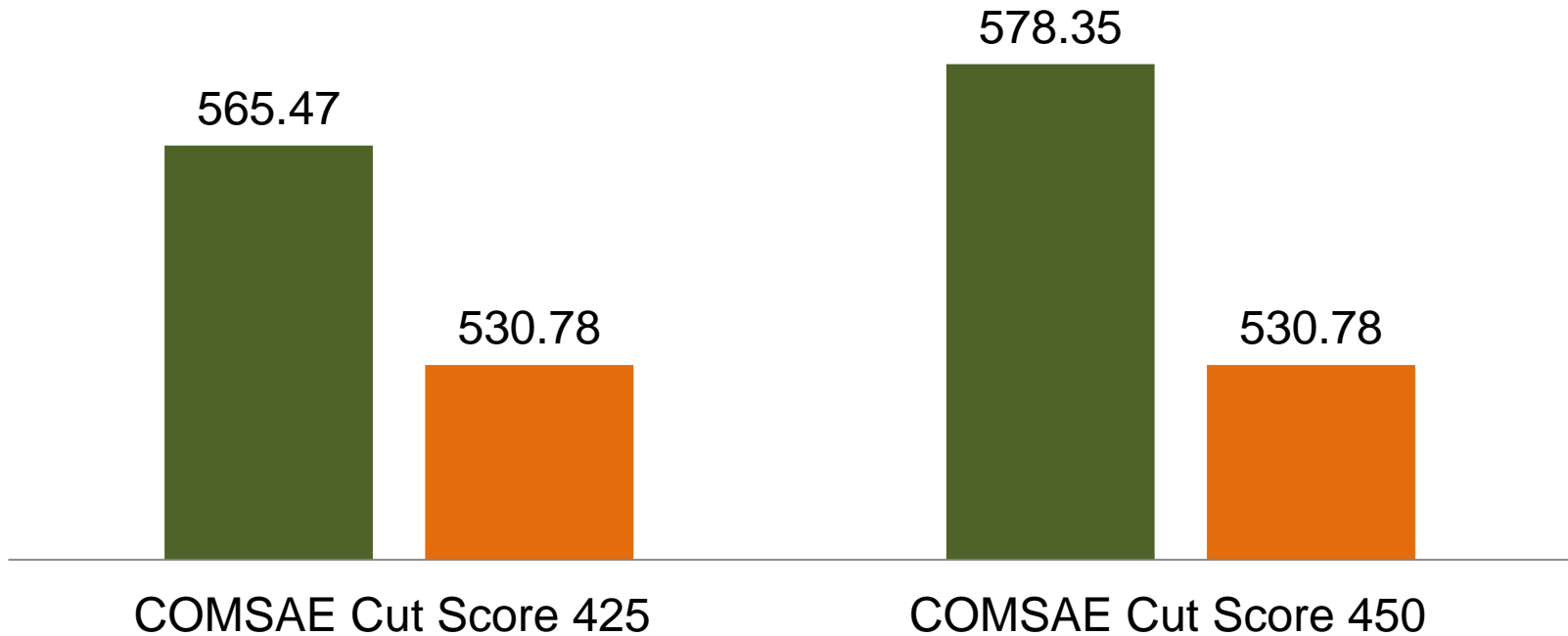
What we learned.

MSUCOM COMSAE/COMLEX Correlation



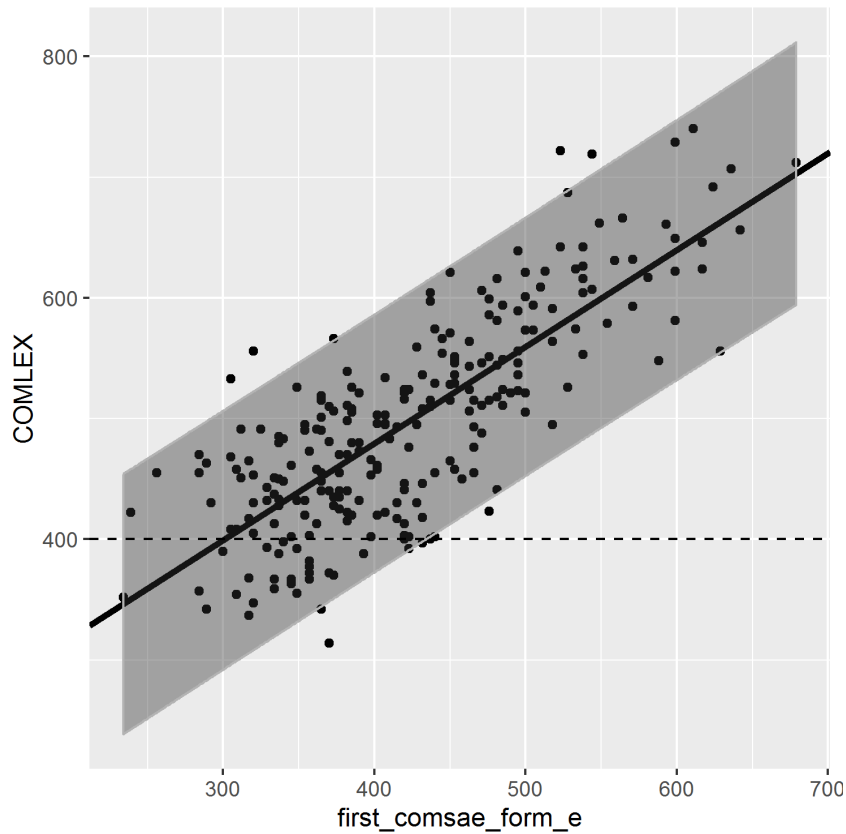
Class 2018 COMLEX Level 1

■ MSUCOM Mean ■ National Mean



*data represents students from the Class of 2018 (265) who took both COMSAE and COMLEX Level 1

Post-COMSAE Model Predictions



Cut scores

425 COMLEX 393 to 606

450 COMLEX 413 to 626

COMLEX Correlation

Basic Science performance

ANTR	Bioch	Gene	Imm	Micro	PHM	Physi	Patho	B. Sci.	COMLEX	
1.00	0.43	0.38	0.48	0.49	0.53	0.61	0.51	0.60	0.53	ANTR
	1.00	0.60	0.65	0.61	0.55	0.73	0.57	0.81	0.53	Bioch
		1.00	0.60	0.62	0.56	0.61	0.49	0.77	0.44	Gene
			1.00	0.66	0.63	0.69	0.64	0.84	0.53	Imm
				1.00	0.66	0.71	0.64	0.84	0.59	Micro
					1.00	0.69	0.61	0.83	0.58	PHM
						1.00	0.69	0.88	0.62	Physi
							1.00	0.80	0.54	Patho
								1.00	0.66	B. Sci.
									1.00	COMLEX

COMLEX Correlation

Systems course performance

NMS	GU	Endo	Fe. Rep	GI	Derm	Psych	Hem	Card	Resp.	Syst	COMLEX	
1.00	0.79	0.79	0.70	0.74	0.38	0.59	0.61	0.77	0.74	0.88	0.68	NMS
	1.00	0.80	0.68	0.72	0.34	0.55	0.61	0.76	0.76	0.87	0.68	GU
		1.00	0.69	0.71	0.34	0.58	0.57	0.75	0.73	0.87	0.69	Endo
			1.00	0.72	0.28	0.53	0.62	0.68	0.71	0.82	0.58	Fe. Rep.
				1.00	0.37	0.62	0.73	0.78	0.76	0.88	0.71	GI
					1.00	0.28	0.32	0.39	0.36	0.46	0.38	Derm
						1.00	0.55	0.63	0.63	0.74	0.56	Psych
							1.00	0.72	0.68	0.79	0.54	Hem
								1.00	0.83	0.90	0.69	Card
									1.00	0.89	0.74	Resp.
										1.00	0.77	systems
											1.00	COMLEX

Class 2018 Class/COMLEX Performance

Basic Science Averages

	Anatomy	BioChem	Genetics	Immuno	MicroBio	Pharm	Physio	Pathology	Basic Sci Overall
Pass	84.86%	82.70%	85.45%	85.85%	82.83%	81.43%	84.26%	88.35%	84.47%
Fail	80.78%	76.78%	80.33%	80.14%	76.64%	73.18%	78.31%	83.03%	78.34%

Systems Averages

	NMS	GU	Endo	Female Repro	GI	Derm	Psycho path	Hem	Cardio	Resp	System s Overall
Pass	88.01%	88.06%	85.05%	88.68%	84.25%	91.81%	85.76%	88.14%	86.05%	83.38%	86.92%
Fail	82.24%	81.46%	76.45%	82.81%	77.30%	90.90%	77.70%	83.01%	77.53%	75.06%	80.45%

Overall Preclerkship Average

COMLEX Pass	85.83%
COMLEX Fail	79.65%

Dean Strampel

COMLEX Goals for MSUCOM Students

1. Optimize personal COMLEX performance.
2. Protect students by assuring readiness to pass COMLEX.

25/6

1. Optimize YOUR personal COMLEX performance.

2. Protect students by assuring readiness to pass COMLEX.

Class 2019

Fall Semester 2016

Individualized study plan

- *Practice* 5 board style questions
- *Use Academic/Career Success Resources*
- *Synch up course study and board preparation*
 - Cardiology—Dr. Strobl
 - Psychopathology—Drs. Smith and Ley

1. Optimize YOUR personal COMLEX performance.
2. *Protect students by assuring readiness to pass COMLEX.*

Class 2019

Fall Semester 2016

MSUCOM Supported Board Preparation

- Programs that give diagnostic feedback.
- Programs mapped to test blue prints and the MSUCOM curriculum with Q-banks.
- Opportunities to practice and analyze what *you individually* are learning.

More information will be forthcoming

In Semester 7

You will be required to take COMSAE

COMSAE SCORE

≥ 450
Take COMLEX

< 450
Take 2nd COMSAE

What if I get <450 on my 2nd COMSAE...Can I start clerkship?

1. Optimize your personal COMLEX performance.
2. Protect students by assuring readiness to pass COMLEX.
3. Proceeding to clerkship without taking COMLEX will be decided on a case by case basis.

SPARTANS WILL.