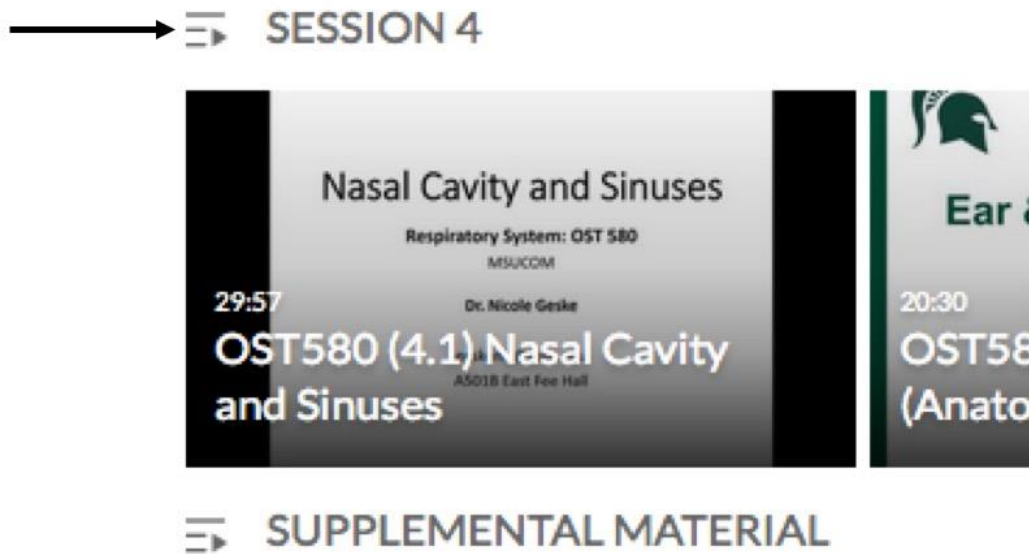


Downloading Video Transcripts in D2L

To download a video transcript, select Course Media Gallery in D2L, then select the Playlist you want to access:

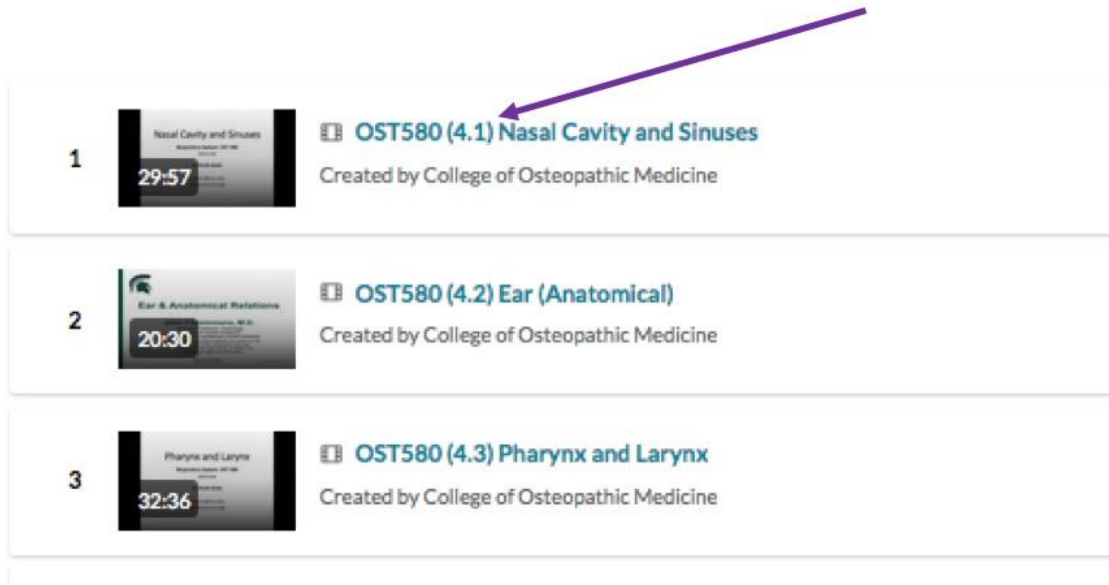


Click on the Playlist name here:




Course Home Content Course Media Gallery Course Tools ▾ Assessments ▾ Communication ▾ Help



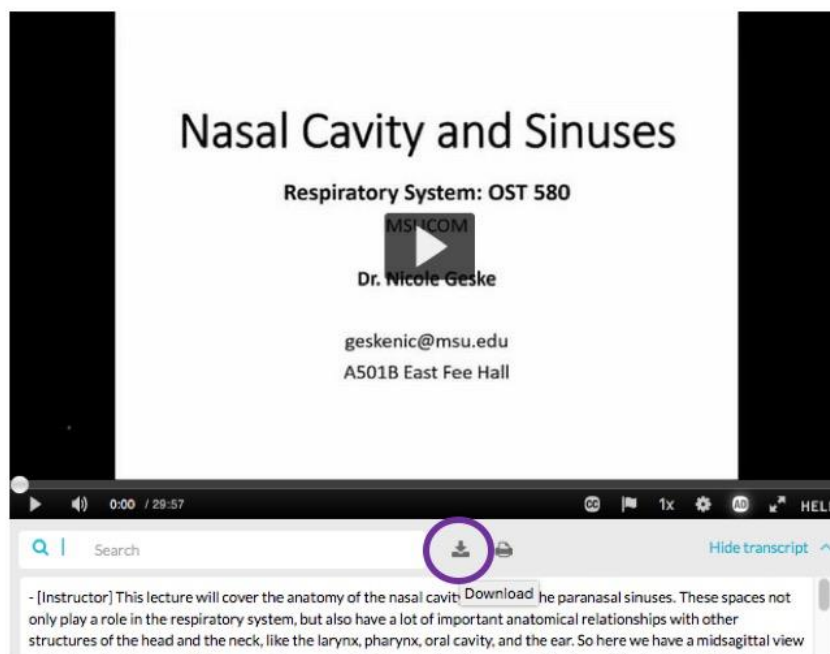
Scroll the list and select the desired video:



The image shows a list of three video thumbnails. A purple arrow points from the top right towards the first thumbnail. Each thumbnail includes a number, a video player icon with a duration, a title, and the creator's name.

- 1  **OST580 (4.1) Nasal Cavity and Sinuses**
Created by College of Osteopathic Medicine
- 2  **OST580 (4.2) Ear (Anatomical)**
Created by College of Osteopathic Medicine
- 3  **OST580 (4.3) Pharynx and Larynx**
Created by College of Osteopathic Medicine

When the video opens, select Download:



The screenshot shows a video player interface. The video title is "Nasal Cavity and Sinuses" and the course is "Respiratory System: OST 580". The instructor is "Dr. Nicole Geske" with email "geskenic@msu.edu" and address "A501B East Fee Hall". The video player controls show a progress bar at 0:00 / 29:57. Below the video player, there is a search bar and a "Download" button circled in purple. The transcript below the video starts with: "- [Instructor] This lecture will cover the anatomy of the nasal cavity, the paranasal sinuses. These spaces not only play a role in the respiratory system, but also have a lot of important anatomical relationships with other structures of the head and the neck, like the larynx, pharynx, oral cavity, and the ear. So here we have a midsagittal view".